



# ONE SIMPLE WAY TO BRING CAMP QUEST NORTH HOME

MONTHLY ACTIVITY – ALL AGES

# DO YOU HAVE ONE OF THE FOLLOWING?

- A Refrigerator
- Bulletin Board
- Chalk Board
- White Board

Perfect! You're ready to start!



# STEP 1: GO TO CAMP QUEST NORTH'S WEBSITE

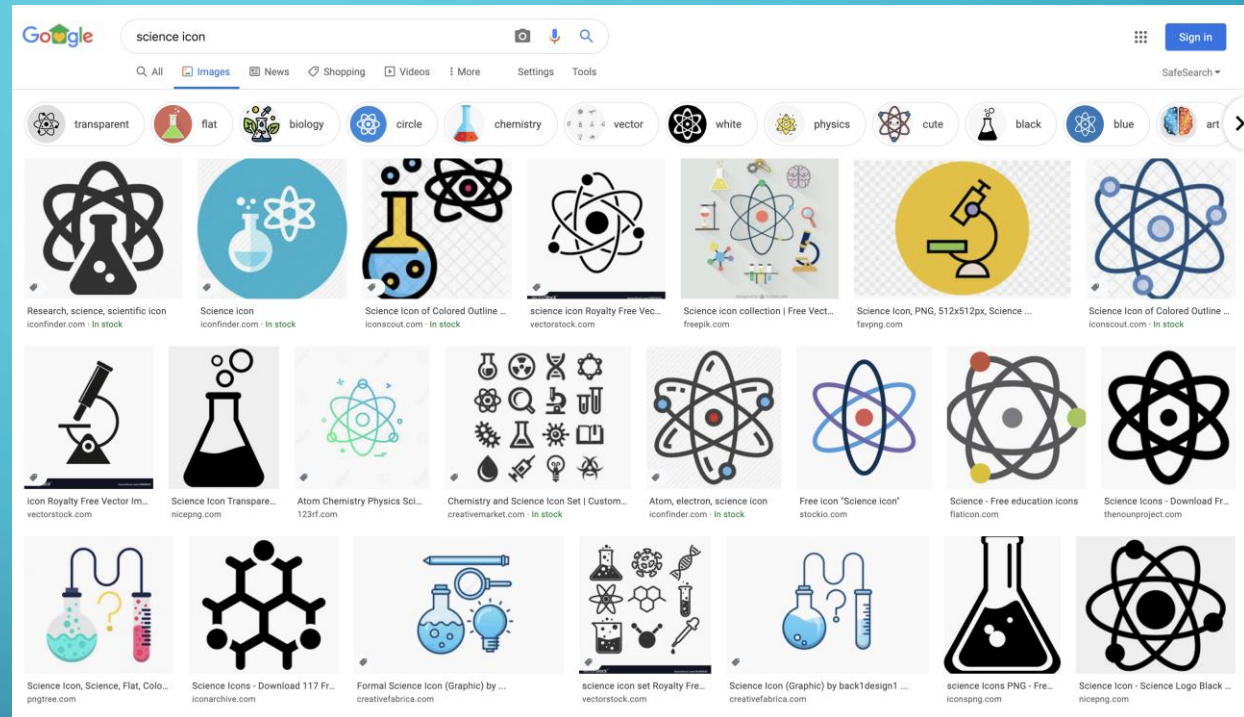
- Campquestnorth.org
- Scroll to bottom of front page
- You or young person select a humanist principle to feature for the month.

The screenshot displays the Camp Quest North website interface. At the top, there is a navigation bar with the email address 'campquestnorth@gmail.com' and social media icons for Facebook and Twitter. The main header features the 'Camp Quest North' logo and three buttons: 'Get Involved', 'Donate', and 'Registration and Camp Info'. The main content area is a grid of 12 humanist principles, each represented by an icon and a short description:

- Question mark icon:** We ask questions and are open-minded, critical thinkers.
- Heart icon:** We help others and practice service within our communities.
- Speech bubbles icon:** We use a secular basis as a starting point in conversing and connecting with others.
- Star icon:** We aim to be honest, responsible, compassionate, and empathetic.
- Two people icon:** We negotiate and seek compromise to solve conflicts.
- Atom icon:** We are committed to scientific discovery and technology as contributions to the betterment of human life.
- Musical notes icon:** We are committed to the arts as a form of human expression.
- Globe icon:** We strive to protect and sustain the earth, its resources, and other species.
- Document with magnifying glass icon:** We use reason and science to seek natural explanations to events in the universe and to solve problems.
- Castle icon:** We hold to the principle of the separation of church and state.
- Scales of justice icon:** We recognize human rights, justice, fairness, and diversity as essential elements of society.
- Group of people icon:** We strive to experience life and develop as individuals.
- Hourglass icon:** We work to learn about and from both personal and world histories.

# STEP 2: SEARCH FOR ICONS

- Look for icons that fit the humanist principle you have selected.
- If you're making a coloring page, find icons/illustrations that can be colored or leave a large space for drawing.

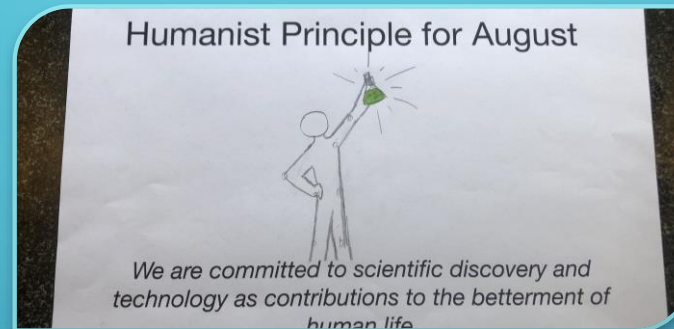


# STEP 3: HOW INVOLVED WILL YOUR YOUNG PERSON BE IN THIS PROJECT?



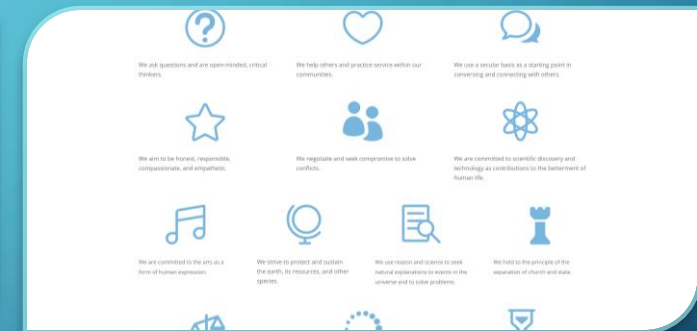
## NOT VERY INVOLVED

Create humanist principle page and post.



## KIND OF INVOLVED

Print humanist page without icon and have young person illustrate. Or find an icon they can color. Post.




## SUPER INVOLVED

Ask young person to create humanist principle page from start to finish. Post.



## STEP 4: FIND A TIME TO DISCUSS PRINCIPLE OF THE MONTH

- What does this humanist principle mean?
  - Why is this principle important to us? Why is it important to Camp Quest?
  - What are ways that we are living out this principle now? As individuals? As a family? At Camp Quest?
  - What are things we could do in the future that would address this principle?
- 
- 